



## Urgent Field Safety Notice

CC 20-01.A-1.OUS

December 2019

ADVIA Centaur® XP  
ADVIA Centaur® XPT  
ADVIA Centaur® CP

### ADVIA Centaur NT-proBNP (PBNP) Positive Bias to Predicate Method

Our records indicate that your facility may have received the following product:

**Table 1. ADVIA Centaur® Affected Product(s)**

Assay	Siemens Material Number (SMN)	Lot Number
ADVIA Centaur NT-proBNP (PBNP) 100 Test Kit	10699449	All Lots ending in 021 and above
ADVIA Centaur NT-proBNP (PBNP) 500 Test Kit	10699450	

### Reason for Urgent Field Safety Notice

The purpose of this communication is to inform you of an issue with the product indicated in Table 1 above and provide instructions on actions that your laboratory should take.

Siemens Healthcare Diagnostics Inc. confirmed an average method comparison bias of up to 20% with ADVIA Centaur NT-proBNP (PBNP) Assay kit lots listed in Table 1 when compared to the predicate method in the Instructions for Use (IFU). See Additional Information section below for details of the observed bias.

Siemens' investigation verified that the ADVIA Centaur PBNP assay continues to meet the reference intervals listed in the ADVIA Centaur PBNP Instructions for Use (IFU) and concordance (agreement) to the predicate method is greater than or equal to 95% as shown in Table 2 below.

**Table 2. ADVIA Centaur PBNP Concordance to Predicate Method**

ADVIA Centaur XP/XPT		ADVIA Centaur CP	
Reference Interval	Percent Concordance	Reference Interval	Percent Concordance
125 pg/mL	98%	125 pg/mL	100%
450 pg/mL	95%	450 pg/mL	97%

Siemens is currently investigating root cause of the method comparison bias observed and will send a follow up communication when further information is available.

### Risk to Health

The potential exists to confound the differential diagnosis between heart failure and pulmonary cause of dyspnea. NT-proBNP results would be correlated to clinical history and presentation as well as to other testing such as results of chest radiograph, ejection fraction and/or echocardiography, and other laboratory evaluations.

Siemens is not recommending a review of previously generated results.


**Actions to be Taken by the Customer**

- You may continue to use ADVIA Centaur PBNP Lots listed in Table 1; concordance to predicate has been demonstrated and the reference intervals were verified.
- Please review this letter with your Medical Director.
- Complete and return the Field Correction Effectiveness Check Form attached to this letter within 30 days.

If you have received any complaints of illness or adverse events associated with the products listed in Table 1, immediately contact your local Siemens Healthineers Customer Care Center or your local Siemens Healthineers technical support representative.

Please retain this letter with your laboratory records and forward this letter to those who may have received this product.

We apologize for the inconvenience this situation may cause. If you have any questions, please contact your Siemens Healthineers Customer Care Center or your local Siemens Healthineers technical support representative.

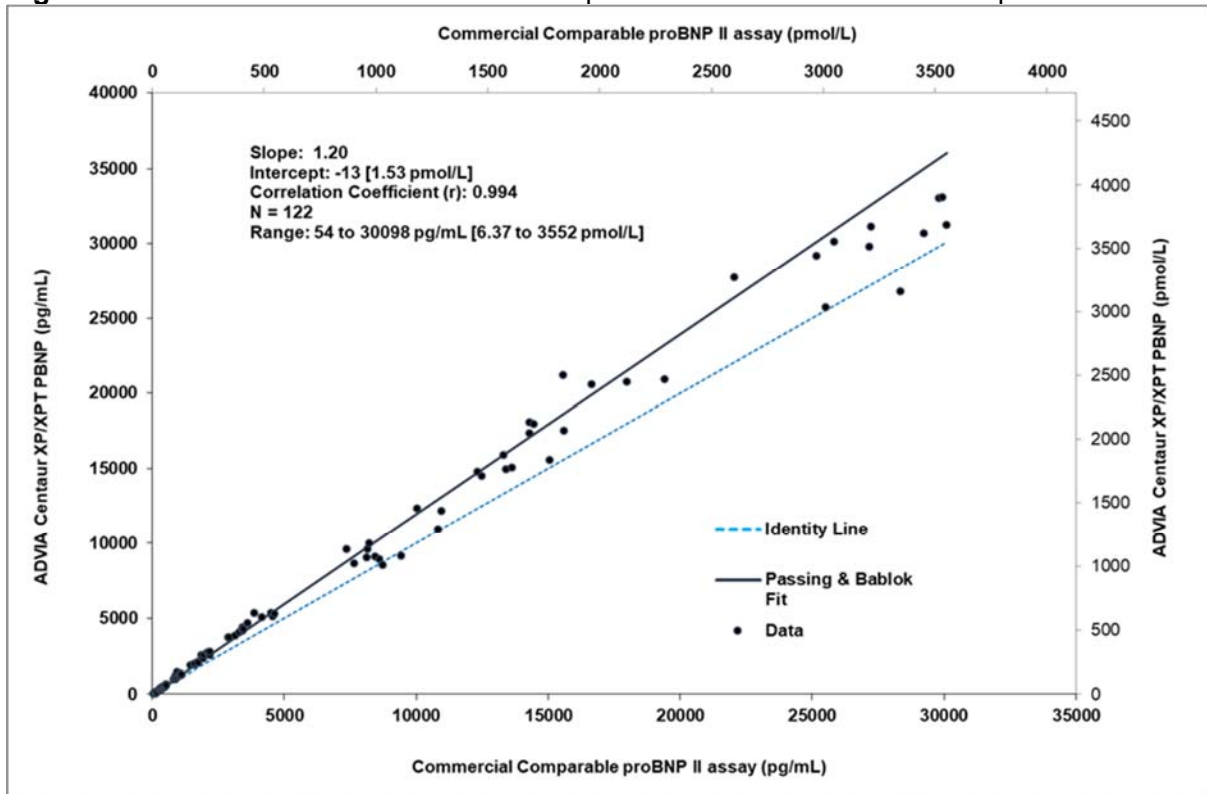


### Additional Information

Method comparison studies included n=122 samples across the assay measuring interval (35 - 35,000 pg/mL; 4.13 - 4130 pmol/L) comparing ADVIA Centaur PBNP versus the predicate method utilizing Passing Bablok regression analysis.

Figure 1 and 2 below display the highest biased method comparison data observed with ADVIA Centaur PBNP versus the predicate method on the ADVIA Centaur XP/XPT platform.

**Figure 1.** ADVIA Centaur PBNP Method Comparison to Predicate Method Graph



**Figure 2.** ADVIA Centaur PBNP Method Comparison to Predicate Method % Difference Plot

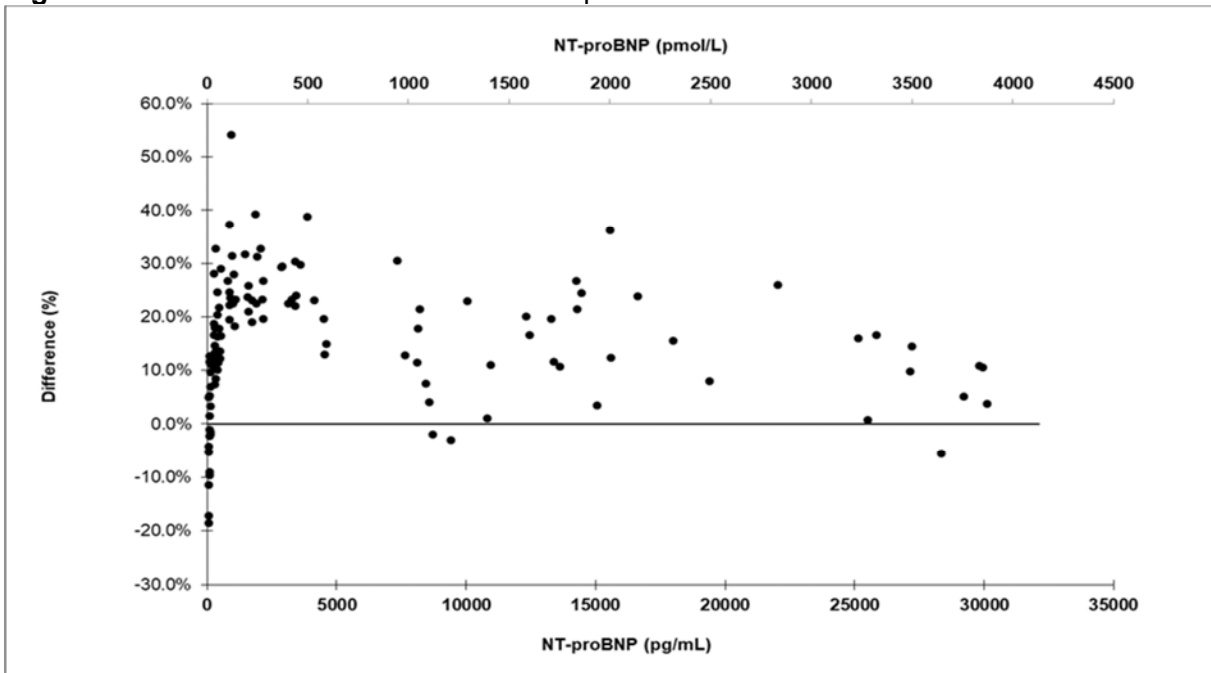
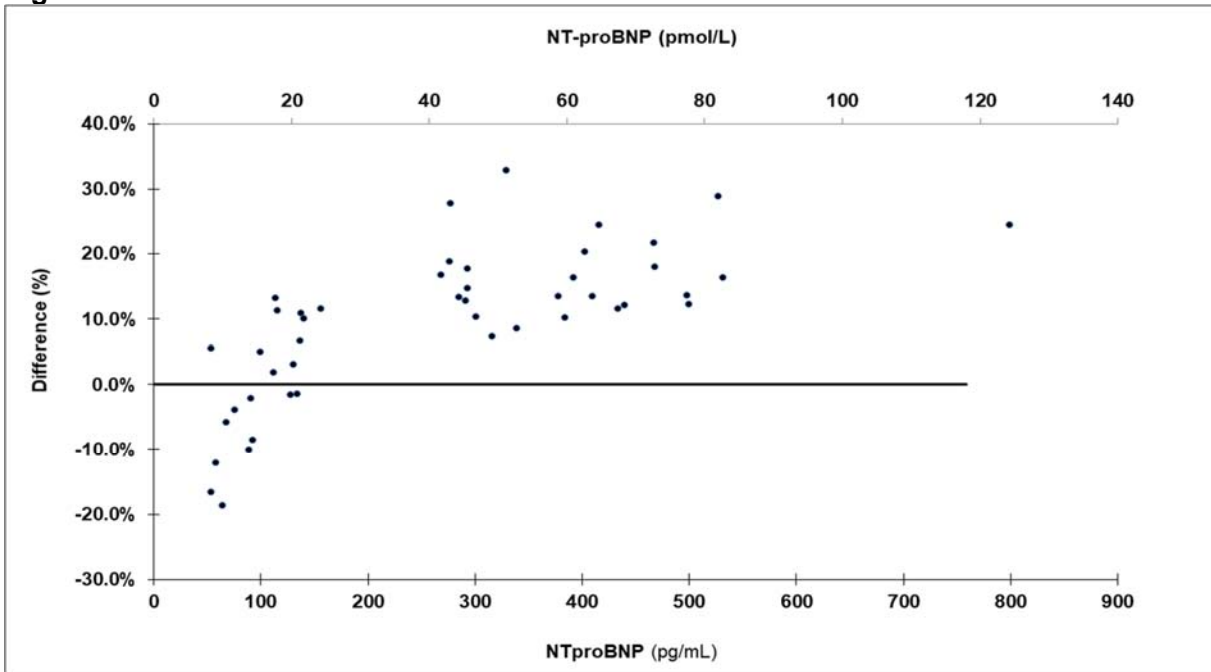


Figure 3 is a subset of the % differences from Figure 2, highlighting the reference interval cut-offs of 125 pg/mL (15.7 pmol/L) and 450 pg/mL (53.1 pmol/L).

**Figure 3.** ADVIA Centaur PBNP to Predicate Method % Difference Plot - Reference Intervals



ADVIA Centaur is a trademark of Siemens Healthcare Diagnostics Inc.

**FIELD CORRECTION EFFECTIVENESS CHECK**

ADVIA Centaur NT-proBNP (PBNP) Positive Bias to Predicate Method

This response form is to confirm receipt of the enclosed Siemens Healthcare Diagnostics Urgent Field Safety Notice CC 20-01.A-1.OUS dated December 2019 regarding ADVIA Centaur NT-proBNP (PBNP) Positive Bias to Predicate Method. Please read the question and indicate the appropriate answer.

Return this completed form to Siemens Healthcare Diagnostics as per the instructions provided at the bottom of this page.

1. I have read and understood the Urgent Field Safety Notice instructions provided in this letter. Yes  No

Name of person completing questionnaire: \_\_\_\_\_

Title: \_\_\_\_\_

Institution: \_\_\_\_\_ Instrument Serial Number: \_\_\_\_\_

Street: \_\_\_\_\_


City: \_\_\_\_\_ State: \_\_\_\_\_

Phone: \_\_\_\_\_ Country: \_\_\_\_\_

Please send a scanned copy of the completed form via email to XXXX@XXXX

Or to fax this completed form to the Customer Care Center at XXXXXX

If you have any questions, contact your local Siemens Healthineers technical support representative.





## Urgent Field Safety Notice

CC 20-01.A-2.OUS

December 2019

### Atellica<sup>®</sup> Solution

#### Atellica IM NT-proBNP (PBNP) Positive Bias to Predicate Method

---

Our records indicate that your facility may have received the following product:

**Table 1. Atellica<sup>®</sup> IM Affected Product(s)**

Assay	Siemens Material Number (SMN)	Lot Number
Atellica IM NT-proBNP (PBNP) 100 Test Kit	11200588	All Lots ending in 022 and above
Atellica IM NT-proBNP (PBNP) 500 Test Kit	11200589	

#### Reason for Urgent Field Safety Notice

The purpose of this communication is to inform you of an issue with the product indicated in Table 1 above and provide instructions on actions that your laboratory should take.

Siemens Healthcare Diagnostics Inc. confirmed an average method comparison regression bias of up to 13% with Atellica IM NT-proBNP (PBNP) Assay kit lots listed in Table 1 when compared to the predicate method in the Instructions for Use (IFU). See Additional Information section below for details of the observed bias.

Siemens' investigation verified that the Atellica IM PBNP assay continues to meet the reference intervals listed in the Atellica IM PBNP Instructions for Use (IFU) and concordance (agreement) to the predicate method is greater than or equal to 95% as shown in Table 2 below.

**Table 2. Atellica IM PBNP Concordance to Predicate Method**

Atellica IM	
Reference Interval	Percent Concordance
125 pg/mL	98%
450 pg/mL	95%


Siemens is currently investigating root cause of the method comparison bias observed and will send a follow up communication when further information is available.

#### Risk to Health

The potential exists to confound the differential diagnosis between heart failure and pulmonary cause of dyspnea. NT-proBNP results would be correlated to clinical history and presentation as well as to other testing such as results of chest radiograph, ejection fraction and/or echocardiography, and other laboratory evaluations.

Siemens is not recommending a review of previously generated results.

---




**Actions to be Taken by the Customer**

- You may continue to use Atellica IM PBNP Lots as described in Table 1; concordance to predicate has been demonstrated and the reference intervals were verified.
- Please review this letter with your Medical Director.
- Complete and return the Field Correction Effectiveness Check Form attached to this letter within 30 days.

If you have received any complaints of illness or adverse events associated with the products listed in Table 1, immediately contact your local Siemens Healthineers Customer Care Center or your local Siemens Healthineers technical support representative.

Please retain this letter with your laboratory records and forward this letter to those who may have received this product.

We apologize for the inconvenience this situation may cause. If you have any questions, please contact your Siemens Healthineers Customer Care Center or your local Siemens Healthineers technical support representative.

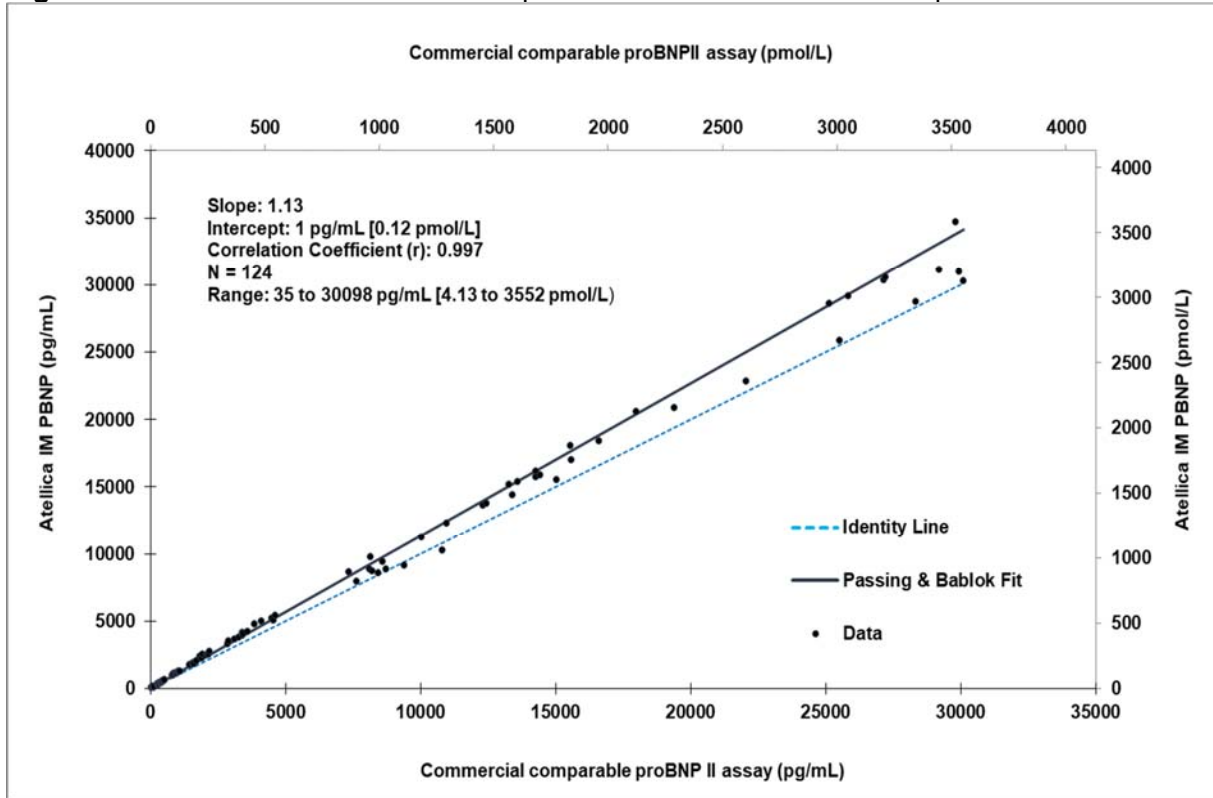


### Additional Information

Method comparison studies included n=124 samples across the assay measuring interval (35 - 35,000 pg/mL; 4.13 - 4130 pmol/L) comparing Atellica IM PBNP versus the predicate method utilizing Passing Bablok regression analysis.

Figure 1 and 2 below display the highest biased method comparison data observed with Atellica IM PBNP versus the predicate method.

**Figure 1.** Atellica IM PBNP Method Comparison to Predicate Method Graph





**Figure 2.** Atellica IM PBNP Method Comparison to Predicate Method % Difference Plot

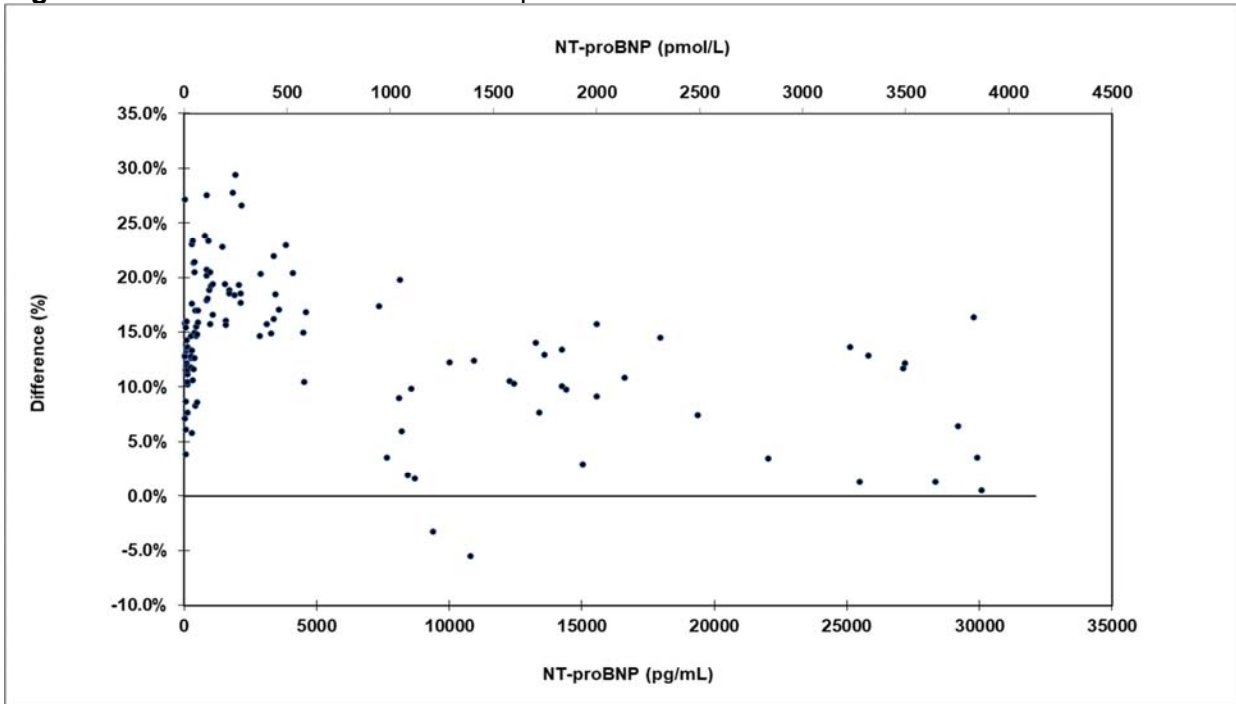
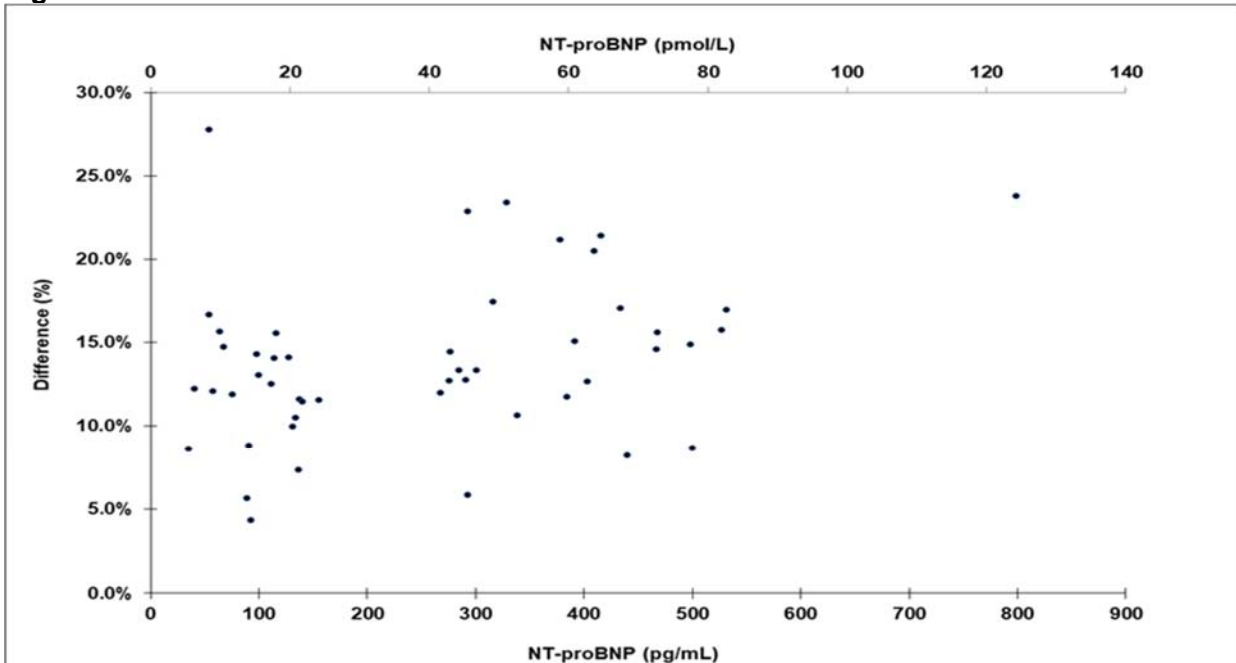


Figure 3 is a subset of the % differences from Figure 2, highlighting the reference interval cut-offs of 125 pg/mL (15.7 pmol/L) and 450 pg/mL (53.1 pmol/L).

**Figure 3.** Atellica IM PBNP to Predicate Method % Difference Plot - Reference Intervals



Atellica is a trademark of Siemens Healthcare Diagnostics Inc.

**FIELD CORRECTION EFFECTIVENESS CHECK**

Atellica IM NT-proBNP (PBNP) Positive Bias to Predicate Method

This response form is to confirm receipt of the enclosed Siemens Healthcare Diagnostics Urgent Field Safety Notice CC 20-01.A-2.OUS dated December 2019 regarding Atellica IM NT-proBNP (PBNP) Positive Bias to Predicate Method. Please read the question and indicate the appropriate answer.

Return this completed form to Siemens Healthcare Diagnostics as per the instructions provided at the bottom of this page.

1. I have read and understood the Urgent Field Safety Notice instructions provided in this letter. Yes  No

Name of person completing questionnaire: \_\_\_\_\_

Title: \_\_\_\_\_

Institution: \_\_\_\_\_ Instrument Serial Number: \_\_\_\_\_

Street: \_\_\_\_\_

City: \_\_\_\_\_ State: \_\_\_\_\_

Phone: \_\_\_\_\_ Country: \_\_\_\_\_

Please send a scanned copy of the completed form via email to XXXX@XXXX

Or to fax this completed form to the Customer Care Center at XXXXXX

If you have any questions, contact your local Siemens Healthineers technical support representative.

